


Last Meeting



<http://www.corridorturners.org/>

Facebook - corridor woodturners od Cedar Rapids

Next Meeting

The Next meeting of the Corridor Woodturners will be held at 6:30 PM on Thursday March 9 at the Marion High School wood shop, 675 S. 15th St. Marion, Iowa

Tom Mills will lead a discussion on pen making with several demonstrations of technique and comments from the membership.

Upcoming meetings

February 9, Threading, Ron Luckeroth & John Cox

March 9, Pens

April-TBD

May-TBD

June-TBD

Juky-TBD

August, Picnic

We need ideas.

If you have any ideas or projects step up and show the membership what you do and how you do it. It doesn't hurt and you may be surprised how easy it is.

CWT Board of Directors

This slate of officers will be presented for approval at the March meeting.

Tom Mills, president

Jerry Potter, vice-president

Don Coleman, treasurer

John Cox, secretary

Bruce Kruse, director-at-large


Bob Smiley, director-at-large

Emily van der Hoeven, director-at-large

Tom St. John, director-at-large

Last month Ron Luckeroth and John Cox presented insights into adding threads to wooden projects. Ron showed a commercially made jig to create the threads and John showed the basics of the traditionally chased threads. Why threads? They add a unique feature to a box and they are a way to connect pieces together without glue. In the early days threading was a way to utilize small pieces of bone or ivory in the making of chess pieces and other small items. It is said that one chess king could contain as many as a dozen pieces that screwed together.

Almost any wood can be used but the hard dense woods give the best results. Unfortunately these are usually expensive and often not easily available. Some examples are Boxwood, African Blackwood, Mopane, Kingwood, Cocobolo, or any of the true rosewoods.



The jig that Ron demonstrated uses a cutter in the headstock to cut the threads and a dedicated screw device to advance the work into the cutter. In the making of a box the inside base is adjusted to the edge of the cutter and advanced into the work. This is repeated in small increments until the thread is formed. The lid is done from the outside and trial fittings are made until the fit is successful.

The hand chasing of threads is done with dedicated scrapers, one for the male and one for the female threads. Light passes are made until the thread is formed. This is an acquired skill and takes a lot of practice, patience and perseverance.

President's message for March, 2023

As I write this message, the Carvers and Turners show has been a great success. We had a lot of visitors to our table and had a ton of people watching us demonstrating turning on the club lathe. The Best of Show for turning went to Bob Smiley's awesome walnut bowl.



Our next regular meeting is March 9, at 6:30 pm at Marion High School. This program is going to be a little different. I will moderate a discussion on pen turning. I won't demonstrate the "right" way to make a pen, but I'll present one way of doing something, and then ask the membership if they have different ideas. I'm sure all of us will learn something new that will improve our output. I'll cover mechanisms and sources, equipment needed, different pen blanks, preparing the blanks, turning, finishing and assembly. There's likely to be some great information shared; you might even want to bring a notepad (and pen).

The project of the month for the March meeting is either a project with threads, as John and Ron demonstrated, or the alternate project of a plate or platter. Bring either to the March meeting to be eligible for a drawing for a gift card.

Club dues for 2023 are still being collected. Just \$25 per person or \$30 per family. Please fill out the info sheet that's available on the club website where it says "Click [here](#) for a membership form." We want to make sure we have your current address, phone and email information. You can turn them in to Don Coleman at the meeting, or mail them to his address as shown on the form. We'll have new nametags and 2023 membership cards. These membership cards will get you a discount at participating retailers.

Election of club officers will take place at the March meeting. The slate of candidates can be found elsewhere in this newsletter. All the current officers and board members have agreed to hold their positions for another term, so there won't be any candidate speeches, thank goodness.

Our club has a mentorship program. If you'd like to be a mentor to a new turner, let us know. The club website has a page where mentors are listed. We get occasional requests for mentors by e-mail and on our Facebook site. Consider handing down your experience to the next generation.

The CWT board is always open for suggestions for demonstration topics, and especially for people that would like to lead a demonstration. See any board member for details.

--- Tom Mills



Judge Tom Whally with best of show for turning winner Bob Smiley at Bruce and Kevin's table





Jeremy Hansen



Tom St John



Tom Mills

M
E
M
B
E
R
S

G
A
L
L
E
R
Y



Steve Bonny



Mike Haeder

Name - Wood - Finish - Category
 Legend: AO=Antique Oil WOP=Wipe on Poly POM=Project of the month S&T=show and tell
 BLO= Boiled Linseed Oil SB= Salad Bowl finish FOG=Found on Ground



Mike Gadberry



Ray Hamilton



Gary Nosek

M
E
M
B
E
R
S

G
A
L
L
E
R
Y



Lisa Heitz



Tom Mills



Tom Oehler



Emily van den Hoeven



Steve Bonny



Rob Nabholz-top& bottom



Bob Smiley


M
E
M
B
E
R
S

G
A
L
L
E
R
Y



Jim Clauson

Continued from page 1



These two pictures show the position of the male chaser and the formation of the threads

Pictures from the carving and turning show



Library Information

Do you use the literature library? What items would you like to see added, what would make it easier to use? See Gary Nosek and make your wishes known. Gary has inventoried the library and found these items missing. DVD's:

The Son of Skew

Aesthetics & Properties of Wood-John Jordan

Wood turning Projects- Rex & Kip #1,#2 & #3

Mike Hanbury Platers –Hofer

Books:

The Craftsman wood Turner– Child

Turning Green Wood-Michael O'Donnell

Turning Projects –Richard Raffan

Woodturning Projects

Wood Turning Bible-Phil Irons

Wood Turners FAQ

The Lathe Book

Tops, Making the Universal Toy

Please check your libraries or book shelves to see if you have any of these materials and return them so others may use them..

Dues Structure and Meeting Attendance Policy

Club dues are:

\$25.00 per year for an General membership.

\$30.00 per year for a Family membership

\$100.00 per year for a Supporting membership.

Dues are for the calendar year January 1 thru December 31 with a grace period ending at the close of the February meeting. New membership cards will be distributed at the March meeting.

Dues paid in September and later by **NEW** members will be considered in force for the rest of that calendar year plus the following calendar year.

Potential members may attend two meetings as a guest then must either join the club or pay 1/4 of the current general membership fee to attend a regular meeting.

For Sale

Have something for sale? Let the club members know about it here. Get the info to John Cox to be added to the next newsletter



